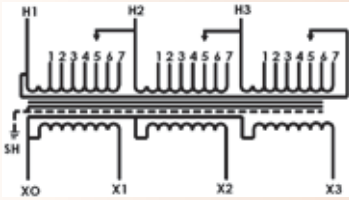
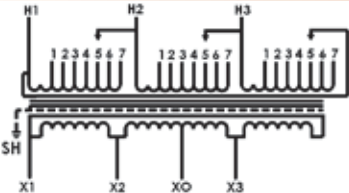




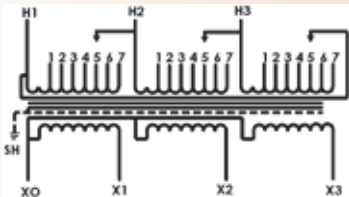
Three Phase TP-1 Compliant Transformers



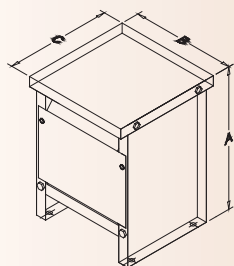
43-63XXXSH Series



43-62XXXSH Series



43-XX-512SH Series



Enclosure Drawing

480 Volt Delta Primary, 208Y/120 Volt Secondary, 60 Hz May be used on a 480Y/277 supply									
kVA	Catalog Number	Taps	Mtg. Type W = Wall F = Floor	Conn. Dia.	Height A	Width B	Depth C	Est. Ship Weight (Lbs.)	Wall Brackets (Optional)
15	43-6315SH	2 - 2 1/2% FCAN 4 - 2 1/2% FCBN	W or F	15	23.5	18.8	18.5	260	BR-890
30	43-6330SH	2 - 2 1/2% FCAN 4 - 2 1/2% FCBN	W or F	15	29.0	24.3	20.9	420	BR-890
45	43-6345SH	2 - 2 1/2% FCAN 4 - 2 1/2% FCBN	W or F	15	29.0	24.3	20.9	480	BR-890
75	43-6375SH	2 - 2 1/2% FCAN 4 - 2 1/2% FCBN	W or F	15	32.0	27.3	26.3	690	BR-892
112.5	43-63112SH	2 - 2 1/2% FCAN 4 - 2 1/2% FCBN	F	15	41.0	34.3	26.8	960	N.A.
150	43-63150SH	2 - 2 1/2% FCAN 4 - 2 1/2% FCBN	F	15	41.0	34.3	26.8	1240	N.A.

480 Volt Delta Primary, 240 Volt Secondary with reduced capacity center tap, 60Hz May be used on a 480Y/277 supply									
kVA	Catalog Number	Taps	Mtg. Type W = Wall F = Floor	Conn. Dia.	Height A	Width B	Depth C	Est. Ship Weight (Lbs.)	Wall Brackets (Optional)
15	43-6215SH	2 - 2 1/2% FCAN 4 - 2 1/2% FCBN	W or F	16	23.5	18.8	18.5	260	BR-890
30	43-6230SH	2 - 2 1/2% FCAN 4 - 2 1/2% FCBN	W or F	16	29.0	24.3	20.9	420	BR-890
45	43-6245SH	2 - 2 1/2% FCAN 4 - 2 1/2% FCBN	W or F	16	29.0	24.3	20.9	480	BR-890
75	43-6275SH	2 - 2 1/2% FCAN 4 - 2 1/2% FCBN	W or F	16	32.0	27.3	26.3	690	BR-892
112.5	43-62112SH	2 - 2 1/2% FCAN 4 - 2 1/2% FCBN	F	16	41.0	34.3	26.8	960	N.A.
150	43-62150SH	2 - 2 1/2% FCAN 4 - 2 1/2% FCBN	F	16	41.0	34.3	26.8	1240	N.A.

Transformers are equipped with a 120 volt lighting tap. Lighting tap capacity is limited to 5% of nameplate rating distributed equally on either side of XO.

480 Volt Delta Primary, 480Y/277 Volt Secondary, 60Hz									
kVA	Catalog Number	Taps	Mtg. Type W = Wall F = Floor	Conn. Dia.	Height A	Width B	Depth C	Est. Ship Weight (Lbs.)	Wall Brackets (Optional)
15	43-15-512SH	2 - 2 1/2% FCAN 4 - 2 1/2% FCBN	W or F	17	23.5	18.8	18.5	260	BR-890
30	43-30-512SH	2 - 2 1/2% FCAN 4 - 2 1/2% FCBN	W or F	17	29.0	24.3	20.9	420	BR-890
45	43-45-512SH	2 - 2 1/2% FCAN 4 - 2 1/2% FCBN	W or F	17	29.0	24.3	20.9	480	BR-890
75	43-75-512SH	2 - 2 1/2% FCAN 4 - 2 1/2% FCBN	W or F	17	32.0	27.3	26.3	690	BR-892
112.5	43-112-512SH	2 - 2 1/2% FCAN 4 - 2 1/2% FCBN	F	17	41.0	34.3	26.8	960	N.A.
150	43-150-512SH	2 - 2 1/2% FCAN 4 - 2 1/2% FCBN	F	17	41.0	34.3	26.8	1240	N.A.

Wall mounting requires purchasing an optional Wall Mounting Bracket Set.

Complete Electrical connections may be found on Page 17

Transformers wound with a 240 volt secondary are equipped with a lighting tap. Lighting tap capacity is limited to 5% of nameplate rating distributed equally on either side of the XO terminal.

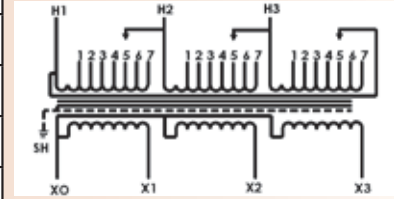


Three Phase TP-1 Compliant Transformers



600 Volt Delta Primary, 208Y/120 Volt Secondary, 60Hz

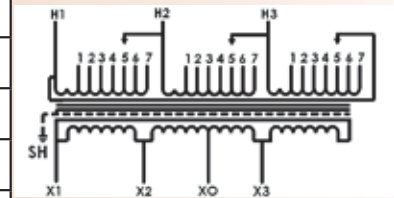
kVA	Catalog Number	Taps	Mtg. Type W = Wall F = Floor	Conn. Dia.	Height A	Width B	Depth C	Est. Ship Weight (Lbs.)	Wall Brackets (Optional)
15	43-6015SH	2 - 2 1/2% FCAN 4 - 2 1/2% FCBN	W or F	18	23.5	18.8	18.5	260	BR-890
30	43-6030SH	2 - 2 1/2% FCAN 4 - 2 1/2% FCBN	W or F	18	29.0	24.3	20.9	420	BR-890
45	43-6045SH	2 - 2 1/2% FCAN 4 - 2 1/2% FCBN	W or F	18	29.0	24.3	20.9	480	BR-890
75	43-6075SH	2 - 2 1/2% FCAN 4 - 2 1/2% FCBN	W or F	18	32.0	27.3	26.3	690	BR-892
112.5	43-60112SH	2 - 2 1/2% FCAN 4 - 2 1/2% FCBN	F	18	41.0	34.3	26.8	960	N.A.
150	43-60150SH	2 - 2 1/2% FCAN 4 - 2 1/2% FCBN	F	18	41.0	34.3	26.8	1240	N.A.



43-60XXSH Series
43-XX-1354SH Series

600 Volt Delta Primary, 240 Volt Mtg. Secondary with reduced capacity center tap, 60 Hz

kVA	Catalog Number	Taps	Mtg. Type W = Wall F = Floor	Conn. Dia.	Height A	Width B	Depth C	Est. Ship Weight (Lbs.)	Wall Brackets (Optional)
15	43-61015SH	2 - 2 1/2% FCAN 4 - 2 1/2% FCBN	W or F	19	23.5	18.8	18.5	260	BR-890
30	43-61030SH	2 - 2 1/2% FCAN 4 - 2 1/2% FCBN	W or F	19	29.0	24.3	20.9	420	BR-890
45	43-61045SH	2 - 2 1/2% FCAN 4 - 2 1/2% FCBN	W or F	19	29.0	24.3	20.9	480	BR-890
75	43-61075SH	2 - 2 1/2% FCAN 4 - 2 1/2% FCBN	W or F	19	32.0	27.3	26.3	690	BR-892
112.5	43-610112SH	2 - 2 1/2% FCAN 4 - 2 1/2% FCBN	F	19	41.0	34.3	26.8	960	N.A.
150	43-610150SH	2 - 2 1/2% FCAN 4 - 2 1/2% FCBN	F	19	41.0	34.3	26.8	1240	N.A.

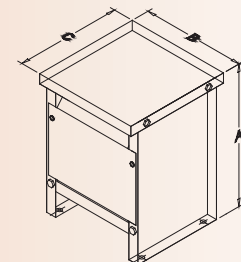


43-610XXSH Series

Transformers are equipped with a 120 volt lighting tap. Lighting tap capacity is limited to 5% of nameplate rating distributed equally on either side of XO.

600 Volt Delta Primary, 480Y/120 Volt Secondary, 60 Hz

kVA	Catalog Number	Taps	Mtg. Type W = Wall F = Floor	Conn. Dia.	Height A	Width B	Depth C	Est. Ship Weight (Lbs.)	Wall Brackets (Optional)
15	43-15-1354SH	2 - 2 1/2% FCAN 4 - 2 1/2% FCBN	W or F	20	23.5	18.8	18.5	260	BR-890
30	43-30-1354SH	2 - 2 1/2% FCAN 4 - 2 1/2% FCBN	W or F	20	29.0	24.3	20.9	420	BR-890
45	43-45-1354SH	2 - 2 1/2% FCAN 4 - 2 1/2% FCBN	W or F	20	29.0	24.3	20.9	480	BR-890
75	43-75-1354SH	2 - 2 1/2% FCAN 4 - 2 1/2% FCBN	W or F	20	32.0	27.3	26.3	690	BR-892
112.5	43-112-1354SH	2 - 2 1/2% FCAN 4 - 2 1/2% FCBN	F	20	41.0	34.3	26.8	960	N.A.
150	43-150-1354SH	2 - 2 1/2% FCAN 4 - 2 1/2% FCBN	F	20	41.0	34.3	26.8	1240	N.A.

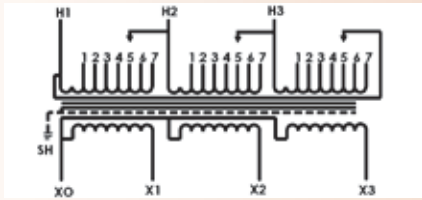


Enclosure Drawing

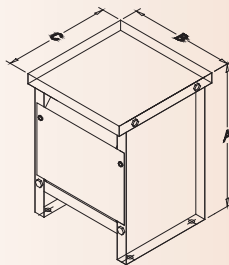
Wall mounting requires purchasing an optional Wall Mounting Bracket Set. Complete Electrical connections may be found on Page 18. Transformers wound with a 240 volt secondary are equipped with a lighting tap. Lighting tap capacity is limited to 5% of nameplate rating distributed equally on either side of the X0 terminal.



Three Phase TP-1 Compliant Transformers



43-66XXSH Series
 43-XX-2698SH Series
 43-XX-615SH Series
 43-XX-565SH Series



Enclosure Drawing

240 Volt Delta Primary, 208Y/120 Volt Secondary, 60 Hz									
kVA	Catalog Number	Taps	Mtg. Type W = Wall F = Floor	Conn. Dia.	Height A	Width B	Depth C	Est. Ship Weight (Lbs.)	Wall Brackets (Optional)
15	43-6615SH	2 - 2 1/2% FCAN 4 - 2 1/2% FCBN	W or F	21	23.5	18.8	18.5	260	BR-890
30	43-6630SH	2 - 2 1/2% FCAN 4 - 2 1/2% FCBN	W or F	21	29.0	24.3	20.9	420	BR-890
45	43-6645SH	2 - 2 1/2% FCAN 4 - 2 1/2% FCBN	W or F	21	29.0	24.3	20.9	480	BR-890
75	43-6675SH	2 - 2 1/2% FCAN 4 - 2 1/2% FCBN	W or F	21	32.0	27.3	26.3	690	BR-892
112.5	43-66112SH	2 - 2 1/2% FCAN 4 - 2 1/2% FCBN	F	21	41.0	34.3	26.8	960	N.A.
150	43-66150SH	2 - 2 1/2% FCAN 4 - 2 1/2% FCBN	F	21	41.0	34.3	26.8	1240	N.A.

240 Volt Delta Primary, 480Y/277 Volt Secondary, 60 Hz									
kVA	Catalog Number	Taps	Mtg. Type W = Wall F = Floor	Conn. Dia.	Height A	Width B	Depth C	Est. Ship Weight (Lbs.)	Wall Brackets (Optional)
15	43-15-2698SH	2 - 2 1/2% FCAN 4 - 2 1/2% FCBN	W or F	22	23.5	18.8	18.5	260	BR-890
30	43-30-2698SH	2 - 2 1/2% FCAN 4 - 2 1/2% FCBN	W or F	22	29.0	24.3	20.9	420	BR-890
45	43-45-2698SH	2 - 2 1/2% FCAN 4 - 2 1/2% FCBN	W or F	22	29.0	24.3	20.9	480	BR-890
75	43-75-2698SH	2 - 2 1/2% FCAN 4 - 2 1/2% FCBN	W or F	22	32.0	27.3	26.3	690	BR-892
112.5	43-112-2698SH	2 - 2 1/2% FCAN 4 - 2 1/2% FCBN	F	22	41.0	34.3	26.8	960	N.A.
150	43-150-2698SH	2 - 2 1/2% FCAN 4 - 2 1/2% FCBN	F	22	41.0	34.3	26.8	1240	N.A.

208 Volt Delta Primary, 208Y/120 Volt Secondary, 60 Hz									
kVA	Catalog Number	Taps	Mtg. Type W = Wall F = Floor	Conn. Dia.	Height A	Width B	Depth C	Est. Ship Weight (Lbs.)	Wall Brackets (Optional)
15	43-15-615SH	2 - 2 1/2% FCAN 4 - 2 1/2% FCBN	W or F	23	23.5	18.8	18.5	260	BR-890
30	43-30-615SH	2 - 2 1/2% FCAN 4 - 2 1/2% FCBN	W or F	23	29.0	24.3	20.9	420	BR-890
45	43-45-615SH	2 - 2 1/2% FCAN 4 - 2 1/2% FCBN	W or F	23	29.0	24.3	20.9	480	BR-890
75	43-75-615SH	2 - 2 1/2% FCAN 4 - 2 1/2% FCBN	W or F	23	32.0	27.3	26.3	690	BR-892
112.5	43-112-615SH	2 - 2 1/2% FCAN 4 - 2 1/2% FCBN	F	23	41.0	34.3	26.8	960	N.A.
150	43-150-615SH	2 - 2 1/2% FCAN 4 - 2 1/2% FCBN	F	23	41.0	34.3	26.8	1240	N.A.

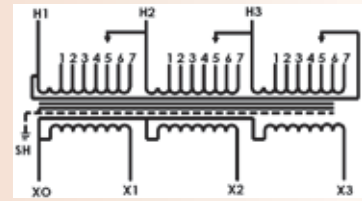
208 Volt Delta Primary, 480Y/277 Volt Secondary, 60 Hz									
kVA	Catalog Number	Taps	Mtg. Type W = Wall F = Floor	Conn. Dia.	Height A	Width B	Depth C	Est. Ship Weight (Lbs.)	Wall Brackets (Optional)
15	43-15-565SH	2 - 2 1/2% FCAN 4 - 2 1/2% FCBN	W or F	24	23.5	18.8	18.5	260	BR-890
30	43-30-565SH	2 - 2 1/2% FCAN 4 - 2 1/2% FCBN	W or F	24	29.0	24.3	20.9	420	BR-890
45	43-45-565SH	2 - 2 1/2% FCAN 4 - 2 1/2% FCBN	W or F	24	29.0	24.3	20.9	480	BR-890
75	43-75-565SH	2 - 2 1/2% FCAN 4 - 2 1/2% FCBN	W or F	24	32.0	27.3	26.3	690	BR-892
112.5	43-112-565SH	2 - 2 1/2% FCAN 4 - 2 1/2% FCBN	F	24	41.0	34.3	26.8	960	N.A.
150	43-150-565SH	2 - 2 1/2% FCAN 4 - 2 1/2% FCBN	F	24	41.0	34.3	26.8	1240	N.A.

Three Phase TP-1 Compliant Transformers

Copper Wound - Three Phase - 44 Series



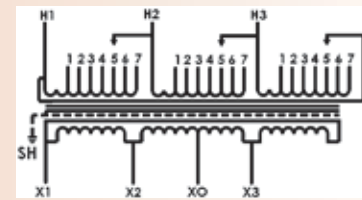
480 Volt Delta Primary, 208Y/120 Volt Secondary, 60 Hz May be used on a 480Y/277 supply									
kVA	Catalog Number	Taps	Mtg. Type W = Wall F = Floor	Conn. Dia.	Height A	Width B	Depth C	Est. Ship Weight (Lbs.)	Wall Brackets (Optional)
15	44-6315SH	2 - 2 1/2% FCAN 4 - 2 1/2% FCBN	W or F	15	23.5	18.8	18.5	275	BR-890
30	44-6330SH	2 - 2 1/2% FCAN 4 - 2 1/2% FCBN	W or F	15	29.0	24.3	20.9	510	BR-890
45	44-6345SH	2 - 2 1/2% FCAN 4 - 2 1/2% FCBN	W or F	15	29.0	24.3	20.9	560	BR-890
75	44-6375SH	2 - 2 1/2% FCAN 4 - 2 1/2% FCBN	W or F	15	32.0	27.3	26.3	720	BR-892
112.5	44-63112SH	2 - 2 1/2% FCAN 4 - 2 1/2% FCBN	F	15	41.0	34.3	26.8	1095	N.A.
150	44-63150SH	2 - 2 1/2% FCAN 4 - 2 1/2% FCBN	F	15	41.0	34.3	26.8	1490	N.A.



44-63XXSH Series

Aluminum Wound
43-LTFXXXSH
43-LTHXXXSH

480 Volt Delta Primary, 240 Volt Secondary with reduced capacity center tap, 60 Hz May be used on a 480Y/277 supply									
kVA	Catalog Number	Taps	Mtg. Type W = Wall F = Floor	Conn. Dia.	Height A	Width B	Depth C	Est. Ship Weight (Lbs.)	Wall Brackets (Optional)
15	44-6215SH	2 - 2 1/2% FCAN 4 - 2 1/2% FCBN	W or F	16	23.5	18.8	18.5	275	BR-890
30	44-6230SH	2 - 2 1/2% FCAN 4 - 2 1/2% FCBN	W or F	16	29.0	24.3	20.9	510	BR-890
45	44-6245SH	2 - 2 1/2% FCAN 4 - 2 1/2% FCBN	W or F	16	29.0	24.3	20.9	560	BR-890
75	44-6275SH	2 - 2 1/2% FCAN 4 - 2 1/2% FCBN	W or F	16	32.0	27.3	26.3	720	BR-892
112.5	44-62112SH	2 - 2 1/2% FCAN 4 - 2 1/2% FCBN	F	16	41.0	34.3	26.8	1095	N.A.
150	44-62150SH	2 - 2 1/2% FCAN 4 - 2 1/2% FCBN	F	16	41.0	34.3	26.8	1490	N.A.



44-62XXSH Series

Transformers are equipped with a 120 volt lighting tap. Lighting tap capacity is limited to 5% of nameplate rating distributed equally on either side of XO.

Low Temperature Rise Series - Three Phase

480 Volt Delta Primary, 208Y/120 Volt Secondary, 60 Hz											
kVA	Catalog Number 80° C Rise	Catalog Number 115° C Rise	Taps	Mtg. Type W = Wall F = Floor	Conn. Dia.	Height A	Width B	Depth C	Est. Ship Weight (Lbs.) 80° C Rise	Est. Ship Weight (Lbs.) 115° C Rise	Wall Brackets (Optional)
15	43-LTF315SH	43-LTH315SH	2 - 2 1/2% FCAN 4 - 2 1/2% FCBN	F	15	Consult Factory for Certified Dimensions			300	280	N.A.
30	43-LTF330SH	43-LTH330SH	2 - 2 1/2% FCAN 4 - 2 1/2% FCBN	F	15				580	450	N.A.
45	43-LTF345SH	43-LTH345SH	2 - 2 1/2% FCAN 4 - 2 1/2% FCBN	F	15				1000	580	N.A.
75	43-LTF375SH	43-LTH375SH	2 - 2 1/2% FCAN 4 - 2 1/2% FCBN	F	15				1200	1000	N.A.
112.5	43-LTF3112SH	43-LTH315SH	2 - 2 1/2% FCAN 4 - 2 1/2% FCBN	F	15				1500	1200	N.A.

Wall mounting requires purchasing an optional Wall Mounting Bracket Set.

Complete Electrical connections may be found on Page 17

Transformers wound with a 240 volt secondary are equipped with a lighting tap. Lighting tap capacity is limited to 5% of nameplate rating distributed equally on either side of the X0 terminal.

sales@olinsys.com - www.olinsys.com
ventas@olinsys.com

Traditionally, linear transformer loads exhibit voltage and current typically at the fundamental frequency and generally have little harmonic content. Nonlinear transformer loads, on the other hand, introduce significant harmonics into a distribution system.

Transformers operating in a distribution system containing significant harmonics will exhibit potentially serious effects of increased operating temperature. Additionally, it is common to find overloaded neutral conductors resulting from the additive effect of third harmonic and succeeding odd multiple harmonic current flow (triplen harmonics) as well as circulating currents in the primary, eddy current losses, and skin effect losses.

Nonlinear loads should be suspected where there is a presence of switch mode power supplies commonly found in desktop personal computers, printers, mainframes, and other electronic equipment. Other sources include electronic ballasts, variable speed AC motor drives, certain fluorescent lighting fixtures, and some types of welders. As existing distribution systems have these types of devices installed, harmonic problems multiply!

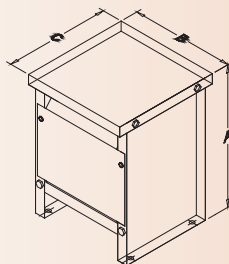
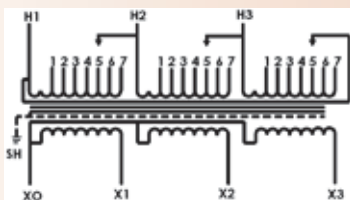
Harmonic content of a distribution system is indicated by a number called K-Factor. Larger values of "K" indicate the presence of more harmonics in the load. Linear loads have a K-Factor of 1. Switch mode power supplies have

a K-Factor as high as K-20. Other nonlinear loads have a K-Factor which varies with the device.

Dongan K-Factor transformers are specifically engineered to operate at full load and full harmonic rating without exceeding the rated insulation system values - effectively neutralizing the dangerous effects of temperature and circulating currents. Windings and cores are designed to operate in the presence of triplen harmonics without overheating or forcing the core into saturation. These transformers will provide years of trouble free service to large office buildings, industrial plants, processing equipment and any load with a designated harmonic content.

480 Volt Delta Primary, 208Y/120 Volt Secondary, 60 Hz							
kVA	Catalog Number K-4	Catalog Number K-13	Catalog Number K-20	Taps	Mtg. Type W = Wall F = Floor	Conn. Dia.	Wall Brackets (Optional)
15	TPK04-6315SH	TPK13-6315SH	TPK20-6315SH	2 - 2 1/2% FCAN 4 - 2 1/2% FCBN	W or F	15	BR-890
30	TPK04-6330SH	TPK13-6330SH	TPK20-6330SH	2 - 2 1/2% FCAN 4 - 2 1/2% FCBN	W or F	15	BR-890
45	TPK04-6345SH	TPK13-6345SH	TPK20-6345SH	2 - 2 1/2% FCAN 4 - 2 1/2% FCBN	F	15	N.A.
75	TPK04-6375SH	TPK13-6375SH	TPK20-6375SH	2 - 2 1/2% FCAN 4 - 2 1/2% FCBN	F	15	N.A.
112.5	TPK04-63112SH	TPK13-63112SH	TPK20-63112SH	2 - 2 1/2% FCAN 4 - 2 1/2% FCBN	F	15	N.A.
150	TPK04-63150SH	TPK13-63150SH	TPK20-63150SH*	2 - 2 1/2% FCAN 4 - 2 1/2% FCBN	F	15	N.A.

*TPK20-63150SH is wound with copper magnet wire.



Enclosure Drawing

Dimensions							
K Rating		15 kVA	30 kVA	45 kVA	75 kVA	112.5 kVA	150 kVA
4	A	23.50	29.00	29.00	32.00	41.00	41.00
	B	18.88	24.25	24.25	27.25	34.25	34.25
	C	18.5	20.88	20.88	26.25	26.75	26.75
13	A	29.00	29.00	32.00	41.00	41.00	41.00
	B	24.25	24.25	27.25	34.25	34.25	34.25
	C	20.88	20.88	26.25	26.75	26.75	26.75
20	A	29.00	29.00	32.00	41.00	41.00	44.00
	B	24.25	24.25	27.25	34.25	34.25	48.00
	C	20.88	20.88	26.25	26.75	26.75	30.00

Copper wound K-Rated transformers are also available. Please contact your Dongan Representative or Dongan Customer Service for a quotation.

Motor Drive Isolation TP-1 Compliant Transformers

While Motor Drive Isolation Transformers are currently exempt from energy efficiency standards in the United States, compliance with the CAN/CSA-C802.2-00 energy efficiency standards is required in Canada. Voltages common to the Canadian distribution systems are included in the table below.

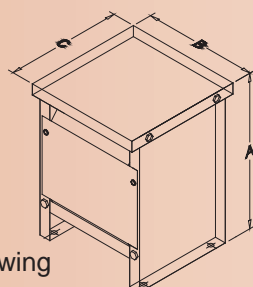
Dongan Motor Drive Isolation Transformers are specifically designed to meet the requirements of SCR controlled variable speed motor drives. They are ruggedly constructed to withstand the high mechanical forces associated with SCR drive duty cycles. The double-wound construction isolates the line from most SCR generated voltage spikes and transient feedback. These transformers also assist in reducing some types of line transient that can cause SCR misfiring.

- **Vibration dampening pads** provide quiet operation
- **Wall Mounting brackets** are available for sizes 15 kVA through 75 kVA.
- **Ground studs** provided for bonding compatibility with both metallic and non-metallic conduit.
- **Core and coil and nonstandard designs** are available by consulting the factory or your Dongan Representative.
- **15 - 145 kVA** are aluminum wound and equipped with a UL 220°C insulation system and a 150°C temperature rise. Windings connect to buss bar style terminations equipped with NEMA standard holes for user supplied compression style terminals. **NEMA-3R**, ventilated, cabinet style, floor mount enclosure suitable for indoor or outdoor use. *No extra rain shields required for outdoor use.*

Features Three Phase 3 - 145 kVA.

- **Electrostatic shield** between windings provides cleaner output voltage and helps to reduce spikes and transients.

575 Volt Delta Primary, 230Y/133 or 460Y/266 Volt Secondaries, 60 Hz												
kVA	Motor HP	Pri. - 575 Delta Sec. - 230Y/133	Pri. - 575 Delta Sec. - 460Y/266	Taps	Mtg. Type W = Wall F = Floor	Conn. Dia. 230Y/133 Secondary	Conn. Dia. 460Y/266 Secondary	Height A	Width B	Depth C	Est. Ship Weight (Lbs.)	Wall Brackets (Optional)
20	15	43-2820SH	43-2920SH	1 - 5% FCAN 1 - 5% FCBN	W or F	25	26	29.0	24.3	20.9	275	BR-890
27	20	43-2827SH	43-2927SH	1 - 5% FCAN 1 - 5% FCBN	W or F	25	26	29.0	24.3	20.9	290	BR-890
34	25	43-2834SH	43-2934SH	1 - 5% FCAN 1 - 5% FCBN	W or F	25	26	29.0	24.3	20.9	415	BR-890
40	30	43-2840SH	43-2940SH	1 - 5% FCAN 1 - 5% FCBN	W or F	25	26	29.0	24.3	20.9	440	BR-890
51	40	43-2851SH	43-2951SH	1 - 5% FCAN 1 - 5% FCBN	W or F	25	26	32.0	27.3	26.3	500	BR-892
63	50	43-2863SH	43-2963SH	1 - 5% FCAN 1 - 5% FCBN	W or F	25	26	32.0	27.3	26.3	560	BR-892
75	60	43-2875SH	43-2975SH	1 - 5% FCAN 1 - 5% FCBN	W or F	25	26	32.0	27.3	26.3	580	BR-892
93	75	43-2893SH	43-2993SH	1 - 5% FCAN 1 - 5% FCBN	F	25	26	41.0	34.3	26.8	1000	N. A.
118	100	43-28118SH	43-29118SH	1 - 5% FCAN 1 - 5% FCBN	F	25	26	41.0	34.3	26.8	1100	N. A.
145	125	43-28145SH	43-29145SH	1 - 5% FCAN 1 - 5% FCBN	F	25	26	41.0	34.3	26.8	1200	N. A.



Enclosure Drawing

